



FULL SHEET PATTERN ORIENTATION


NOTE: THE ABOVE ILLUSTRATION IS FOR ORIENTATION ONLY. ACTUAL PATTERN MAY VARY FROM PATTERN SHOWN.



DETAIL 1:1



PROFILE 1:1



SWATCH

PART #: VGR9007

MATERIAL: VIVIGRAPHIX GLEAM

PATTERN: BREEZE I (Horizontal)

CONFIGURATION: REFLECT

SHEET DIMENSIONS: 60" X 120" X .3125"  
(1524 mm X 3048 mm X 7.9 mm)

QTY: \_\_\_\_\_

APPROVED BY: \_\_\_\_\_

UNLESS OTHERWISE SPECIFIED, DIMENSIONS ARE IN INCHES		<b>FORMS+SURFACES</b> ® 30 Pine Street, Pittsburgh, PA 15223 Tel(800) 451-0410 Fax(412) 781-7840	
TOLERANCES (UNLESS OTHERWISE SPECIFIED): FRACTIONAL: ±1/8 ANGULAR: ±0.1° TWO PLACE DECIMAL: ±.030 THREE PLACE DECIMAL: ±.020		NAME	DATE
MATERIAL: VIVIGRAPHIX GLEAM		DWN	TE 09/19/2020
PATTERN: BREEZE I		DO NOT SCALE DRAWING	
WEIGHT: -		PROPRIETARY AND CONFIDENTIAL	
SOURCE: -		THE INFORMATION CONTAINED IN THIS DRAWING IS THE SOLE PROPERTY OF FORMS+SURFACES. ANY REPRODUCTION IN PART OR AS A WHOLE WITHOUT WRITTEN PERMISSION IS PROHIBITED.	
SCALE: N.T.S		SIZE	DWG. NO.
		B	
		REV	SHEET
		000	1 OF 1